

CPW65 Datasheet

Introduction

Yealink CPW65 is a DECT Wireless Mic that is used for high-quality conference rooms. Covered with black fabric, CPW65 is elegant, waterproof, greaseproof, and antifouling. Its 3 built-in microphones support a 360-degree voice pickup range with a 10-foot (3-meter) radius, guaranteeing a balanced and crystal-clear audio experience. CPW65 is easy to use with intuitive capacitive mute buttons. Moreover, just by randomly putting CPW65 on the charger cradle, the charging proceeds without worrying about its direction. Its long battery life can offer you 11-day standby or 12-hour talk time, saving you from frequent charging. The advantages make CPW65 an ideal choice for organizations that need optimal microphone placement and wider room coverage.



Optimal
HD Voice



Wireless Expansion
Microphone



Capacitive
Mute Touchpad



Place-and-Charge
Charger Cradle

Key Features and Benefits

- Optimal HD voice with 3 built-in microphones
- Full duplex technology
- Echo cancellation
- 10-foot (3-meter) 360° voice pickup
- Up to 20-meter connection distance with CP965
- 11-day standby time and 13-hour talk time
- Intuitive capacitive mute buttons
- 360° nondirectional charging on charger cradle
- DECT Technology

Specifications

Specifications	Description
Microphone Characteristics	<ul style="list-style-type: none"> · Optimal HD voice · Full duplex technology · Muting the microphone with touchpad · 10-foot (3-meter) 360° voice pickup · Largest distance between CP965 and CPW65: 20 meters · 1500mAh battery capacity · 13-hour talk time · 11-day standby time
Physical Features	<ul style="list-style-type: none"> · Dimension (W * D * H): Microphone: 78.59 mm * 78.59 mm * 15.3 mm Charge Cradle: 100 mm * 60 mm * 25.8 mm · Operating humidity: 10-90% · Storage temperature: -20-60°C
DECT	<ul style="list-style-type: none"> · Frequency bands: 1880 – 1900 MHz (Europe) 1920 – 1930 MHz (US) 1902 – 1906 MHz (THA) 1910 – 1920 MHz (BR)
Package content	<ul style="list-style-type: none"> · 2 x CP Wireless Expansion Microphone · WDD60 DECT Dongle · USB Type-A to Type-A Adapter · Power Adapter · Charger Cradle · 0.3 m Micro USB Cable · Quick Start Guide
Package Features	<ul style="list-style-type: none"> · Qty/CTN: 20 PCS · N.W/CTN: 7.368 kg · G.W/CTN: 7.812 kg · Giftbox size: 190 mm * 82 mm * 48 mm · Carton Meas: 395 mm * 251 mm * 185 mm

Device Compatibility

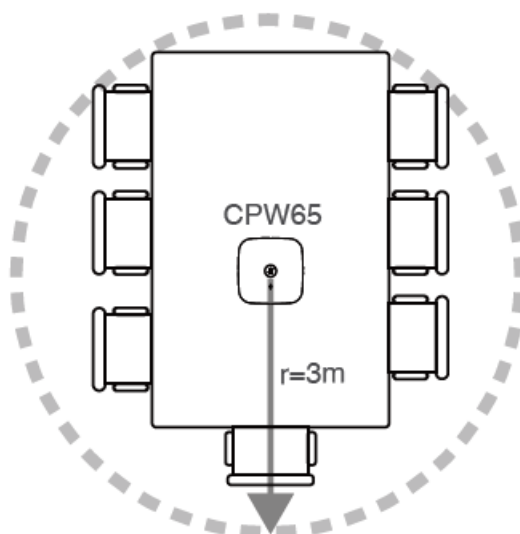
- [Teams Room Accessories Compatibility Lists](#)
- [Zoom Rooms Accessories Compatibility Lists](#)

Installation

The CPW65 supports 360-degree audio pickup at a radius of up to 3 meters. You can place the CPW65 on a conference table.

Do the following to ensure optimal voice quality:

- The CPW65 should be less than 20 meters from the bound host, with no obstacles between them.
- Place the CPW65 on a stable surface and keep it away from obstacles so that they can achieve the best performance.



How to Use

CPW65 has different features when used with different video conferencing endpoints. For more information, please refer to the corresponding documents.

- Connect the CPW65 to MVC System: [CPW65 DECT Microphone](#)

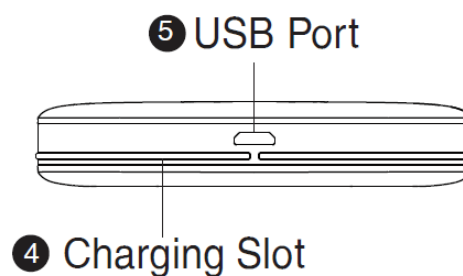
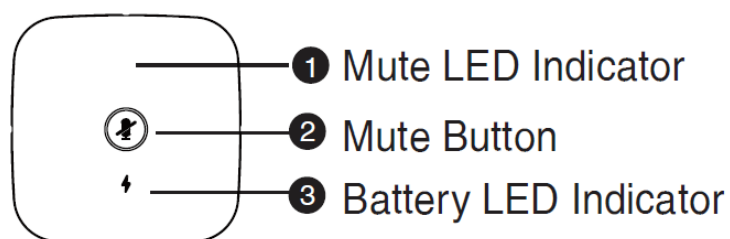
Mute/Unmute Microphone

1. Press the **Mute** button to mute the microphone. The mute LED indicator turns red.
2. Press the **Mute** button again to unmute the microphone.

When the device is in standby mode, the mute LED indicator is off.

When the device is on a call/in a meeting, the mute LED indicator turns green.

Hardware Introduction



LED Indicator

There are three indicators on the CPW65. The indicators display the CPW65 work status.

LED indicator on the Charger Cradle:

LED Indicator Status	Description
Solid white	The CPW65 is being charged.
Off	The CPW65 is not being charged.

Mute LED indicator on the CPW65:

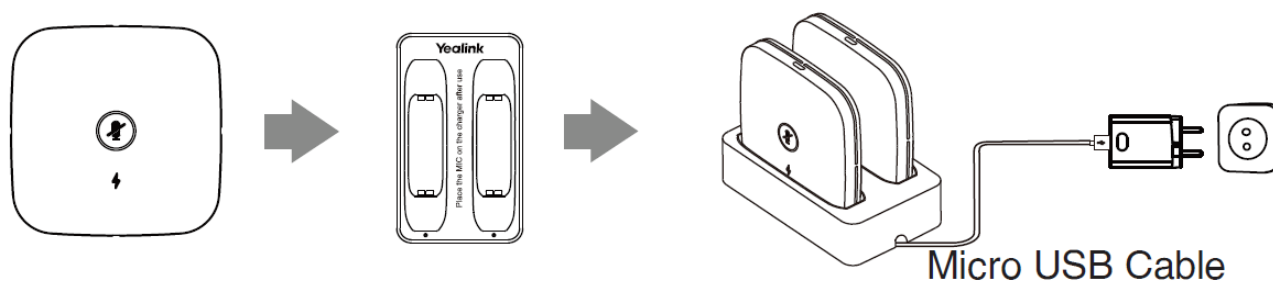
LED Indicator Status	Description
Solid green	The CPW65 is unmuted in meeting.
Fast flashing red	The system is receiving an incoming call.
Solid red	The CPW65 is muted.
Fast flashing yellow	The CPW65 is in the binding mode.
Slowly flashing yellow	The CPW65 has registered with the host, but the CPW65 is out of range. The CPW65 has registered with the host, but the CP965 is turned off.
Flashing red and green alternately	The host is searching for the CPW65 registered with it.
Off	The CPW65 is idle.

Battery LED indicator on the CPW65:

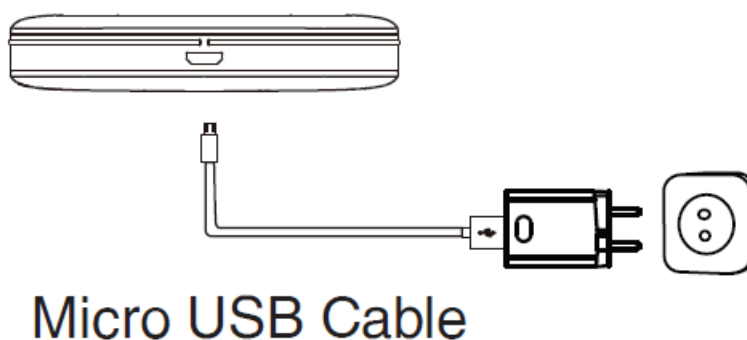
LED Indicator Status	Description
Solid green for one second and then off	The CPW65 is turned on.
Solid green for 3 seconds and then off	The CPW65 is idle.
Solid green	The CPW65 is fully charged.
Solid red	The CPW65 is being charged.
Fast flashing red 3 times and then off	The battery capacity is too low to turn on the CPW65.
Slowly flashing red	The battery capacity is less than 10%.
Off	If you tap the mute button and the battery LED indicator on the CPW65 is still off, it means the CPW65 is turned off.

Charge

Method 1: Put the CPW65 on the charger cradle. And connect to the power source.



Method 2: Plug the provided USB cable into the USB port on the CPW65 and connect to the power source.



NOTE

- When charging, the battery LED indicator on the CPW65 glows red. When it is fully charged, the battery LED indicator on the CPW65 will glow green.
- The CPW65 starts up automatically when charging. Or you can long tap the Mute button on the CPW65 for 3 seconds to turn it on.
- If it is the first time you use the CPW65, you need to fully charge it for proper use. If the CPW65 is not in use, we still recommend charging it even when the battery is full.